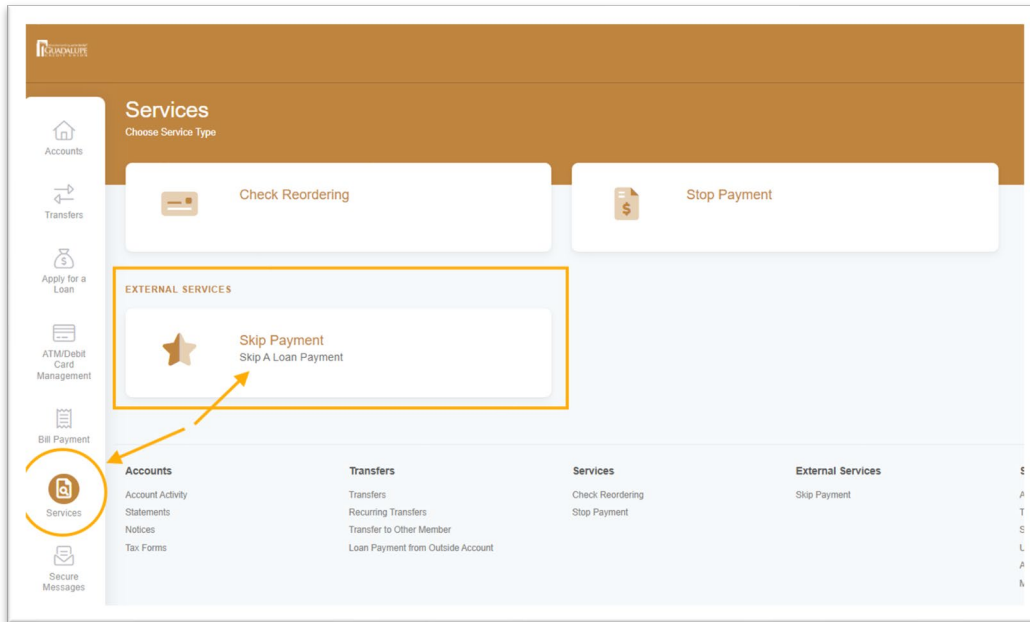
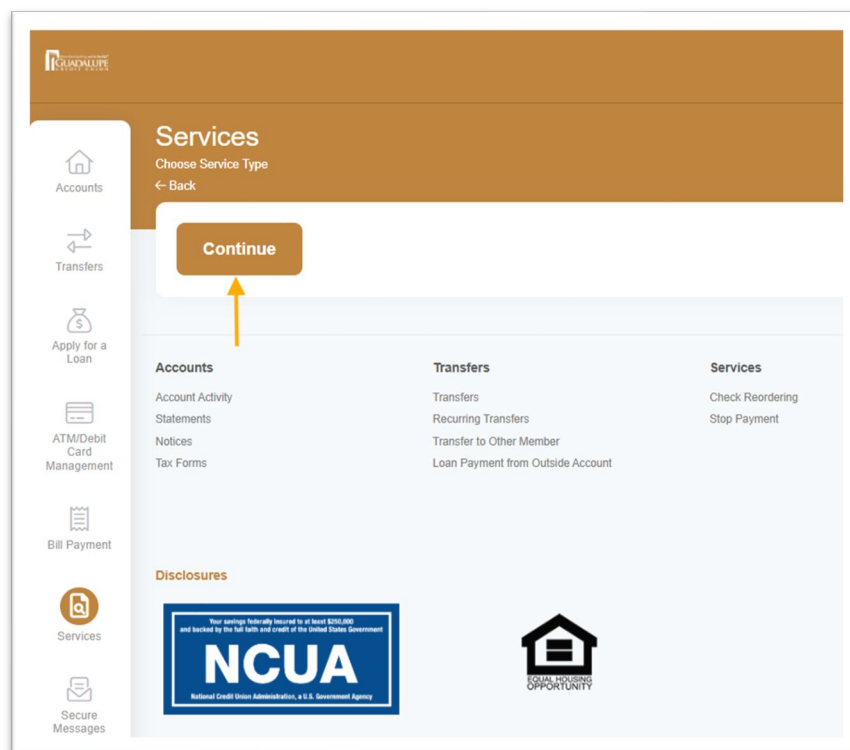


Online Banking – Skip Payment Instructions

1. Select “Services” in the main menu and click on “Skip Payment” to begin the process.



2. Click “Continue”



3. Select the loan you want to skip a payment on.

Which loan would you like to view?


2018 BUICK ENCORE

To view information on any other account, return to 'Accounts'.

4. Confirm your action of skipping your next payment.

2018 BUICK ENCORE

What would you like to do today?

Skip a Payment

5. Click “Next” after agreeing to being charged a \$25.00 processing fee.

You can skip one monthly payment for a \$25.00 fee. Continue?

Your next payment will be due on Jan 16, 2026

☒ Yes

☐ No

Next

6. Choose the account to have the \$25.00 processing fee withdrawn from.

Which account would you like the \$25.00 fee withdrawn from?

██████████ - SHARES ###-██-██

\$1,095.18

Next

7. Carefully read and understand the terms of requesting a skip payment, before confirming.

Please review the Terms.

By requesting a Skip-a-Pay, you agree to the following:

- Your loan must be current and in good standing to qualify.
- Interest will continue to accrue during the skipped month, which may increase the total cost of your loan.
- Skipping a payment will extend the term of your loan.
- A processing fee of \$25.00 per loan will apply.
- If you have automatic payments set up, you are responsible for stopping or adjusting them for the skipped month.
- Skipping a payment may reduce future benefits under GAP or credit protection.
- Approval is not guaranteed and is subject to review.

☒ I have read and agree to the Skip-a-Pay Terms & Conditions.

Cancel

Confirm

If you have any questions, please visit Guadalupecu.org/skip, or reach out to us at Guadalupecu.org/contact.